

NENEDD Regional Assessment Survey

1. How important is the need to address the following in your community?						
	Very important	Important	Somewhat important	Not important at all	No opinion	Response Count
Recruiting and training emergency volunteers	36.4% (36)	40.4% (40)	18.2% (18)	4.0% (4)	1.0% (1)	99
Bioterrorism/terrorism readiness	10.2% (10)	25.5% (25)	49.0% (48)	14.3% (14)	1.0% (1)	98
Local law enforcement	32.7% (32)	51.0% (50)	15.3% (15)	1.0% (1)	0.0% (0)	98
Public health education	19.6% (19)	49.5% (48)	27.8% (27)	3.1% (3)	0.0% (0)	97
Safe drinking water	61.2% (60)	25.5% (25)	13.3% (13)	0.0% (0)	0.0% (0)	98
Recycling	19.1% (18)	44.7% (42)	35.1% (33)	1.1% (1)	0.0% (0)	94
Hazardous waste pick-up	12.2% (12)	34.7% (34)	48.0% (47)	5.1% (5)	0.0% (0)	98
Maintaining quality K-12 school systems	72.2% (70)	18.6% (18)	5.2% (5)	3.1% (3)	1.0% (1)	97
Access to higher education opportunities	49.5% (48)	39.2% (38)	10.3% (10)	0.0% (0)	1.0% (1)	97
Energy conservation	20.6% (20)	54.6% (53)	24.7% (24)	0.0% (0)	0.0% (0)	97
Developing renewable energy resources	24.5% (24)	54.1% (53)	18.4% (18)	1.0% (1)	2.0% (2)	98
Adequate, quality housing	45.4% (44)	44.3% (43)	10.3% (10)	0.0% (0)	0.0% (0)	97
Workforce housing	34.0% (33)	35.1% (34)	26.8% (26)	3.1% (3)	1.0% (1)	97
Upgrading community/county infrastructure	42.3% (41)	46.4% (45)	10.3% (10)	1.0% (1)	0.0% (0)	97
Health care facilities	36.1% (35)	51.5% (50)	11.3% (11)	0.0% (0)	1.0% (1)	97
Elderly care facilities	30.9% (30)	55.7% (54)	11.3% (11)	1.0% (1)	1.0% (1)	97
Child care facilities	36.8% (35)	48.4% (46)	9.5% (9)	5.3% (5)	0.0% (0)	95
Mental health care and facilities	15.5% (15)	37.1% (36)	39.2% (38)	5.2% (5)	3.1% (3)	97
Quality of employment opportunities	62.2% (61)	32.7% (32)	5.1% (5)	0.0% (0)	1.0% (1)	98
Technology Infrastructure	39.8% (39)	45.9% (45)	12.2% (12)	1.0% (1)	1.0% (1)	98
	answered question					100

2. How important are the following to creating and/or improving agriculture in your area?

	Very important	Important	Somewhat important	Not important at all	No opinion	Response Count
Soil conservation on farmland	26.8% (26)	41.2% (40)	21.6% (21)	3.1% (3)	7.2% (7)	97
Replacement of trees and shelterbelts	26.0% (25)	36.5% (35)	27.1% (26)	2.1% (2)	8.3% (8)	96
Repair/construction of farm ponds and flood reservoirs	21.6% (21)	28.9% (28)	33.0% (32)	5.2% (5)	11.3% (11)	97
Better pasture management	14.6% (14)	27.1% (26)	37.5% (36)	6.3% (6)	15.6% (15)	96
Telecommunications training (websites, usage of)	15.5% (15)	41.2% (40)	29.9% (29)	5.2% (5)	8.2% (8)	97
Assistance with alternative crops (potatoe, hemp, etc)	8.3% (8)	33.3% (32)	37.5% (36)	11.5% (11)	9.4% (9)	96
Assistance with alternative livestock (llamas, goats, etc)	5.2% (5)	20.6% (20)	39.2% (38)	22.7% (22)	12.4% (12)	97
Water conservation	52.6% (50)	36.8% (35)	7.4% (7)	0.0% (0)	3.2% (3)	95
Developing regional marketing strategies	36.1% (35)	39.2% (38)	17.5% (17)	1.0% (1)	6.2% (6)	97
Financial, computer, and/or marketing assistance	21.9% (21)	49.0% (47)	22.9% (22)	4.2% (4)	2.1% (2)	96
Developing creative methods to transfer farm operations	26.0% (25)	34.4% (33)	28.1% (27)	2.1% (2)	9.4% (9)	96
Family hardship assistance/counseling	11.5% (11)	35.4% (34)	40.6% (39)	7.3% (7)	5.2% (5)	96
	answered question					97
	skipped question					3

3. How important are the following to established businesses and new businesses in your community?

	Very important	Important	Somewhat important	Not important at all	No opinion	Response Count
Training on marketing products and services	21.1% (20)	53.7% (51)	23.2% (22)	1.1% (1)	1.1% (1)	95
Assistance in acquiring loans	20.2% (19)	59.6% (56)	18.1% (17)	2.1% (2)	0.0% (0)	94
Assistance in entering the global marketplace	23.2% (22)	38.9% (37)	32.6% (31)	3.2% (3)	3.2% (3)	95
Health insurance pools for small business owners	51.1% (48)	30.9% (29)	18.1% (17)	0.0% (0)	1.1% (1)	94
Taxes, bookkeeping, business plan assistance	18.9% (18)	48.4% (46)	29.5% (28)	3.2% (3)	1.1% (1)	95
Entrepreneurs training and assistance	29.8% (28)	50.0% (47)	17.0% (16)	3.2% (3)	0.0% (0)	94
Regional partnerships to attract new business	56.8% (54)	35.8% (34)	6.3% (6)	1.1% (1)	0.0% (0)	95
Electronic commerce education (sales, billing)	18.1% (17)	51.1% (48)	26.6% (25)	2.1% (2)	2.1% (2)	94
Facilitating the transfer of business between owners	26.6% (25)	43.6% (41)	26.6% (25)	1.1% (1)	2.1% (2)	94
Active economic development organizations	61.3% (57)	26.9% (25)	10.8% (10)	0.0% (0)	1.1% (1)	93
Identifying potential economic development sites	49.5% (47)	34.7% (33)	13.7% (13)	1.1% (1)	1.1% (1)	95
Regional organizations for home-based businesses	19.1% (18)	43.6% (41)	34.0% (32)	2.1% (2)	1.1% (1)	94
Public investment/partnership in infrastructure for business	29.5% (28)	45.3% (43)	21.1% (20)	2.1% (2)	2.1% (2)	95
Access to airport facilities	14.0% (13)	41.9% (39)	37.6% (35)	7.5% (7)	0.0% (0)	93
Access to highway/roadway	52.6% (50)	40.0% (38)	6.3% (6)	1.1% (1)	0.0% (0)	95
Access to markets	44.7% (42)	45.7% (43)	7.4% (7)	1.1% (1)	1.1% (1)	94
Access to suppliers	41.5% (39)	47.9% (45)	8.5% (8)	1.1% (1)	1.1% (1)	94
Availability of road transport services	36.6% (34)	49.5% (46)	11.8% (11)	0.0% (0)	2.2% (2)	93

Availability of rail transport	22.1% (21)	40.0% (38)	29.5% (28)	6.3% (6)	2.1% (2)	95
	answered question					95
	skipped question					5

4. How important are the following to improving your community's ability to influence the future?						
	Very important	Important	Somewhat important	Not important at all	No opinion	Response Count
Ongoing education/training for elected officials	34.4% (32)	50.5% (47)	14.0% (13)	0.0% (0)	1.1% (1)	93
Educating community leaders on the availability of outside resources	43.0% (40)	48.4% (45)	8.6% (8)	0.0% (0)	0.0% (0)	93
Service/civic organizations that involve citizens in community improvement efforts	31.9% (30)	54.3% (51)	13.8% (13)	0.0% (0)	0.0% (0)	94
Encouraging young people to pursue careers in rural areas	57.0% (53)	33.3% (31)	7.5% (7)	0.0% (0)	2.2% (2)	93
Youth programs which foster an appreciation for rural life	40.9% (38)	36.6% (34)	19.4% (18)	1.1% (1)	2.2% (2)	93
Leadership training for all ages	43.0% (40)	38.7% (36)	16.1% (15)	0.0% (0)	2.2% (2)	93
Comprehensive community/county planning	41.5% (39)	46.8% (44)	10.6% (10)	1.1% (1)	0.0% (0)	94
Developing/supporting charitable foundations/endowments	31.2% (29)	45.2% (42)	18.3% (17)	5.4% (5)	0.0% (0)	93
Cooperating with neighboring communities for essential services	47.9% (45)	39.4% (37)	10.6% (10)	2.1% (2)	0.0% (0)	94
Developing strategies to reverse declining populations	60.9% (56)	34.8% (32)	3.3% (3)	1.1% (1)	0.0% (0)	92
Attracting & retaining workforce	75.5% (71)	20.2% (19)	2.1% (2)	2.1% (2)	0.0% (0)	94
	answered question					94
	skipped question					6

5. Please rate the following activities in terms of their potential to tourism and recreation in your county or area.

	High potential to increase	Moderate potential to increase	Low potential to increase	No potential to increase	No opinion	Response Count
Increasing access to outdoor recreation on private property	15.1% (14)	43.0% (40)	34.4% (32)	4.3% (4)	3.2% (3)	93
Providing training to merchants to welcome and assist visitors	17.4% (16)	65.2% (60)	15.2% (14)	0.0% (0)	2.2% (2)	92
Promoting local attractions	31.2% (29)	53.8% (50)	14.0% (13)	0.0% (0)	1.1% (1)	93
Promoting/developing local historical assets	28.0% (26)	53.8% (50)	17.2% (16)	0.0% (0)	1.1% (1)	93
Promoting agri-based/nature based tourism	22.6% (21)	45.2% (42)	25.8% (24)	4.3% (4)	2.2% (2)	93
Improving community appearance	46.7% (42)	50.0% (45)	2.2% (2)	0.0% (0)	1.1% (1)	90
Developing regional tourism activities	21.7% (20)	59.8% (55)	17.4% (16)	0.0% (0)	1.1% (1)	92
Regional marketing of tourist attractions	24.2% (22)	58.2% (53)	16.5% (15)	0.0% (0)	1.1% (1)	91
Protecting fish and wildlife habitat	32.3% (30)	38.7% (36)	20.4% (19)	3.2% (3)	6.5% (6)	93
Identifying potential recreation sites	22.0% (20)	57.1% (52)	17.6% (16)	1.1% (1)	2.2% (2)	91
Offering more cultural opportunities	16.1% (15)	47.3% (44)	30.1% (28)	5.4% (5)	1.1% (1)	93
Developing appropriate signage for attractions	27.2% (25)	46.7% (43)	25.0% (23)	1.1% (1)	2.2% (2)	92
	<i>answered question</i>					93
	<i>skipped question</i>					7

6. What are the strengths and weaknesses of the regional economy?

	Response Count
	67
	<i>answered question</i>
	67
	<i>skipped question</i>
	33

7. What are the growth sectors and clusters?		Response Count
		50
	<i>answered question</i>	50
	<i>skipped question</i>	50

8. What is driving the economy and where is it heading?		Response Count
		58
	<i>answered question</i>	58
	<i>skipped question</i>	42

9. What are the opportunities in the region?		Response Count
		57
	<i>answered question</i>	57
	<i>skipped question</i>	43

10. What are the threats in the region?		Response Count
		63
	<i>answered question</i>	63
	<i>skipped question</i>	37

11. How is the region positioned in the national and global economies?		Response Count
		51
	<i>answered question</i>	51
	<i>skipped question</i>	49

12. Who are the important partners in the region?		Response Count
		64
	<i>answered question</i>	64
	<i>skipped question</i>	36

13. What groups, organizations or individuals does the area have to work with?		Response Count
		49
	<i>answered question</i>	49
	<i>skipped question</i>	51



14. Who can provide support and funding for the development activities?		Response Count
		54
	<i>answered question</i>	54
	<i>skipped question</i>	46



15. Where do you want the region to be in the next ten to twenty years?		
		Response Count
		48
	<i>answered question</i>	48
	<i>skipped question</i>	52







16. What are the goals to accomplish this?		
		Response Count
		48
	<i>answered question</i>	48
	<i>skipped question</i>	52

17. What are the areas in which the region can build competitive advantage?		
		Response Count
		42
	<i>answered question</i>	42
	<i>skipped question</i>	58










18. How can the region's strengths and opportunities be maximized, and its weaknesses and threats mitigated?		
		Response Count
		33
	<i>answered question</i>	33
	<i>skipped question</i>	67

19. Type of municipality			Response Percent	Response Count
County			14.3%	11
City/Town			85.7%	66
			answered question	77
			skipped question	23






20. Gender			Response Percent	Response Count
Male			58.2%	46
Female			41.8%	33
			answered question	79
			skipped question	21







21. Age			Response Percent	Response Count
Under 19			0.0%	0
19-24			2.5%	2
25-34			10.0%	8
25-44			17.5%	14
45-54			46.3%	37
55-64			16.3%	13
Over 65			7.5%	6
			answered question	80
			skipped question	20



22. Which of the following best describes your occupation/vocation?



		Response Percent	Response Count
Labor		2.5%	2
Wholesale/retail		0.0%	0
Farm/related services		6.2%	5
Professional		35.8%	29
Business owner		12.3%	10
CEO/management		19.8%	16
Clerical		9.9%	8
Student		1.2%	1
Retired		4.9%	4
Other		9.9%	8
		<i>answered question</i>	81
		<i>skipped question</i>	19

23. Education







		Response Percent	Response Count
Some high school		0.0%	0
High school diploma		18.8%	15
Some college		21.3%	17
College degree		38.8%	31
Trade/professional school		13.8%	11
Graduate degree		20.0%	16
		<i>answered question</i>	80
		<i>skipped question</i>	20

24. What is the appropriate annual household income for all people in your household?			Response Percent	Response Count
Under \$25,000			2.6%	2
\$25,001 - \$45,000			15.4%	12
\$45,001 - \$65,000			23.1%	18
\$65,001 - \$85,000			19.2%	15
\$85,001 - \$105,000			21.8%	17
Over \$105,000			19.2%	15
			<i>answered question</i>	78
			<i>skipped question</i>	22






25. Do you rent or own your current dwelling?			Response Percent	Response Count
Rent			2.5%	2
Own			97.5%	77
			<i>answered question</i>	79
			<i>skipped question</i>	21

26. Where do you live?			Response Percent	Response Count
Within city/town limits			80.0%	64
Outside of city/town limits			21.3%	17
			<i>answered question</i>	80
			<i>skipped question</i>	20

27. Approximately how long have you lived in your community?

		Response Percent	Response Count
Less than 1 year		5.0%	4
1-5 years		13.8%	11
6-10 years		12.5%	10
11-15 years		10.0%	8
16-20 years		13.8%	11
More than 20 years		46.3%	37
		<i>answered question</i>	80
		<i>skipped question</i>	20

28. If you moved to the community/area in the last five years, please state your reasons for relocating. Check all that apply.

		Response Percent	Response Count
Job opportunities		68.8%	11
Good housing prices		18.8%	3
Small town atmosphere		43.8%	7
Retirement		6.3%	1
Other		25.0%	4
Please feel free to make any additional comments you think would assist us in better understanding the needs in your community.			8
		<i>answered question</i>	16
		<i>skipped question</i>	84